



# "How to play Chords?"


## E minor




- \* Play all the strings starting on the low E all the way to the high E.
- \* Put your 1<sup>st</sup> finger on the second fret of the A String and your 2<sup>nd</sup> finger right below it.



The symbol stands for 'Open Strings', which means that you will play that string without pressing on any frets on those specific strings.



- Play with the <sup>3</sup> tip of your fingers.
- Create a gap/hole between your fingers and the guitar as if you are holding a ball.
- Press hard enough so you can get a good sound but not too hard that your fingers hurt.



3                      5                      7                      9                      12